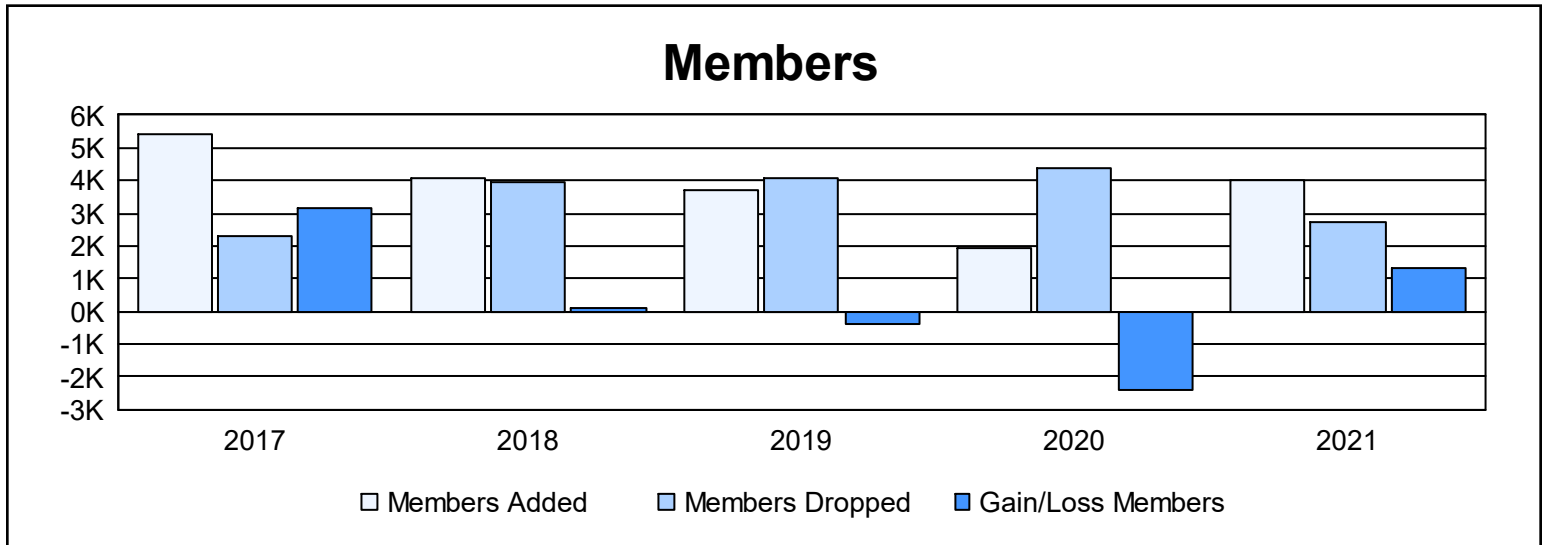
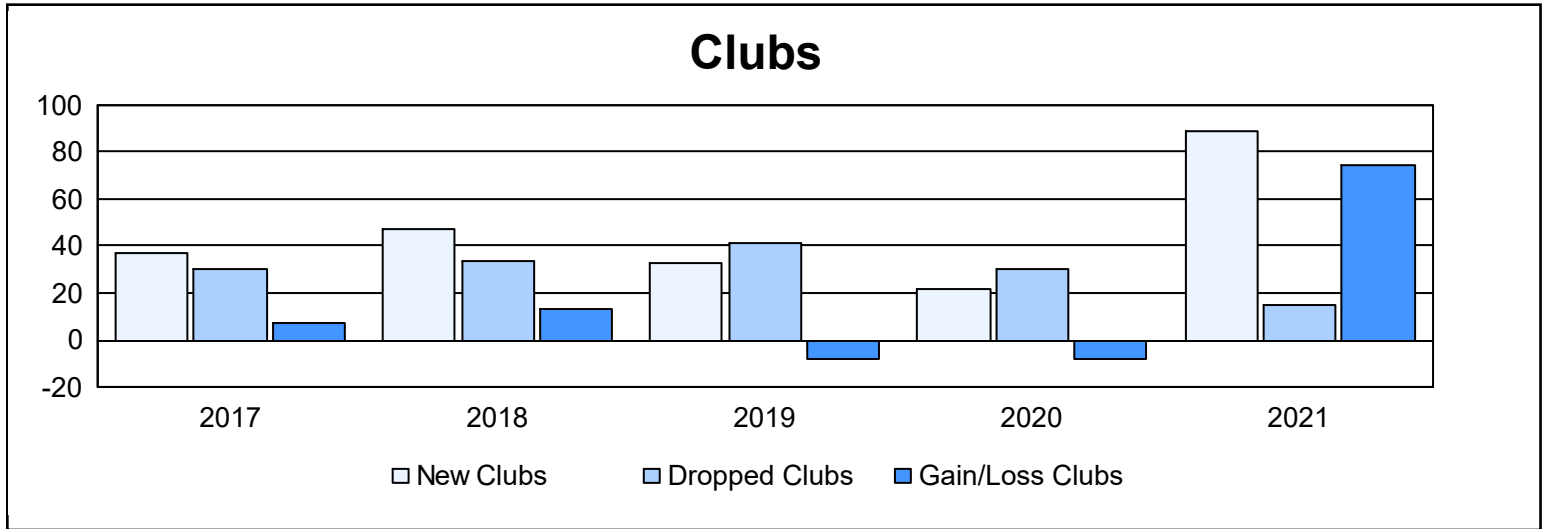
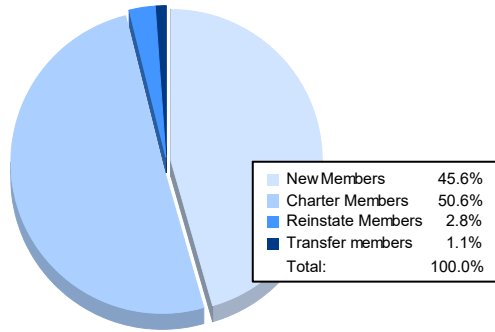


Year	New Clubs	Dropped Clubs	Gain/ Loss Clubs	New Members	Charter Members	Reinstate Members	Transfer Members	Total Member Added	Total Members Dropped	Gain/ Loss Members
2016-2017	37	30	7	3,989	1,098	173	161	5,421	2,288	3,133
2017-2018	47	34	13	2,696	1,115	241	26	4,078	3,968	110
2018-2019	33	41	-8	1,853	1,253	172	421	3,699	4,070	-371
2019-2020	22	30	-8	1,077	604	168	102	1,951	4,369	-2,418
2020-2021	89	15	74	1,834	2,035	111	45	4,025	2,722	1,303
Average	46	30	16	2,290	1,221	173	151	3,835	3,483	351



Membership Composition June 2021 Cumulative



Gender Composition June 2021 Cumulative

